

# Measuring Collaboration and Transdisciplinary Integration in Team Science

Louise C. Mâsse, PhD, Richard P. Moser, PhD, Daniel Stokols, PhD, Brandie K. Taylor, MA, Stephen E. Marcus, PhD, Glen D. Morgan, PhD, Kara L. Hall, PhD, Robert T. Croyle, PhD, William M. Trochim, PhD

**Purpose:** As the science of team science evolves, the development of measures that assess important processes related to working in transdisciplinary teams is critical. Therefore, the purpose of this paper is to present the psychometric properties of scales measuring collaborative processes and transdisciplinary integration.

**Methods:** Two hundred-sixteen researchers and research staff participating in the Transdisciplinary Tobacco Use Research Centers (TTURC) Initiative completed the TTURC researcher survey. Confirmatory-factor analyses were used to verify the hypothesized factor structures. Descriptive data pertinent to these scales and their associations with other constructs were included to further examine the properties of the scales.

**Results:** Overall, the hypothesized-factor structures, with some minor modifications, were validated. A total of four scales were developed, three to assess collaborative processes (satisfaction with the collaboration, impact of collaboration, trust and respect) and one to assess transdisciplinary integration. All scales were found to have adequate internal consistency (i.e., Cronbach  $\alpha$ 's were all  $>0.70$ ); were correlated with intermediate markers of collaborations (e.g., the collaboration and transdisciplinary-integration scales were positively associated with the perception of a center's making good progress in creating new methods, new science and models, and new interventions); and showed some ability to detect group differences.

**Conclusions:** This paper provides valid tools that can be utilized to examine the underlying processes of team science—an important step toward advancing the science of team science.  
(Am J Prev Med 2008;35(2S):S151–S160) © 2008 American Journal of Preventive Medicine

## Background

Several studies<sup>1–4</sup> have documented that, since the mid-1950s, the natural, behavioral, and social sciences have made a pronounced shift from individually oriented research toward team-based scientific initiatives. This trend toward greater teamwork in science is paralleled by a growing emphasis on cross-disciplinary approaches to research and training.<sup>5–7</sup> Substantial investments by government agencies and

private foundations in cross-disciplinary centers and teams have triggered a lively debate about the relative merits of individual-versus-team-based models of research and the emergence of a new area of program evaluation research, namely, the science of team science.<sup>8–11</sup> Evaluations of team science initiatives aim to identify, measure, and understand the processes and outcomes of large-scale research collaborations. Given the substantial amount of federal and private resources that have been allocated to establish and maintain team science initiatives, it is essential that concerted efforts be made to evaluate both their near-, mid-, and longer-term collaborative processes and outcomes.<sup>12–14</sup>

The science-of-team-science field is at a relative early stage in its development and can benefit from the development of psychometrically valid and reliable measures of collaborative processes, especially those involving cross-disciplinary synergy and integration. As these initial collaborative processes may be integrally linked to the achievement of subsequent and far-reaching benefits to science and society, it is important to develop reliable and valid measures of these con-

From the Centre for Community Child Health Research, University of British Columbia (Mâsse), Vancouver, British Columbia, Canada; the Division of Cancer Control and Population Sciences (Moser, Marcus, Morgan, Hall, Croyle), National Cancer Institute, and the Office of Portfolio Analysis and Strategic Initiatives (Taylor), NIH, Bethesda, Maryland; the School of Social Ecology, University of California Irvine (Stokols), Irvine, California; and the Department of Policy Analysis and Management, Cornell University (Trochim), Ithaca, New York

Address correspondence and reprint requests to: Louise C. Mâsse, PhD, University of British Columbia, Department of Pediatrics, Centre for Community Child Health Research, L408, 4480 Oak Street, Vancouver, British Columbia V6H 3V4, Canada. E-mail: [lmasse@cw.bc.ca](mailto:lmasse@cw.bc.ca).

structs early-on as a basis for evaluating their influence on the cumulative contributions of a team initiative over a longer period.

Findings are presented here from an early-stage evaluation of the National Cancer Institute's (NCI) Transdisciplinary Tobacco Use Research Centers (TTURC) initiative.<sup>15</sup> The overall goals of the study were (1) to create and validate new methods and metrics for assessing cross-disciplinary collaboration and transdisciplinary integration within the context of the TTURC initiative, and (2) to develop and preliminarily assess a conceptual logic model linking the sequential phases, processes, and outcomes associated with large team science initiatives more generally.

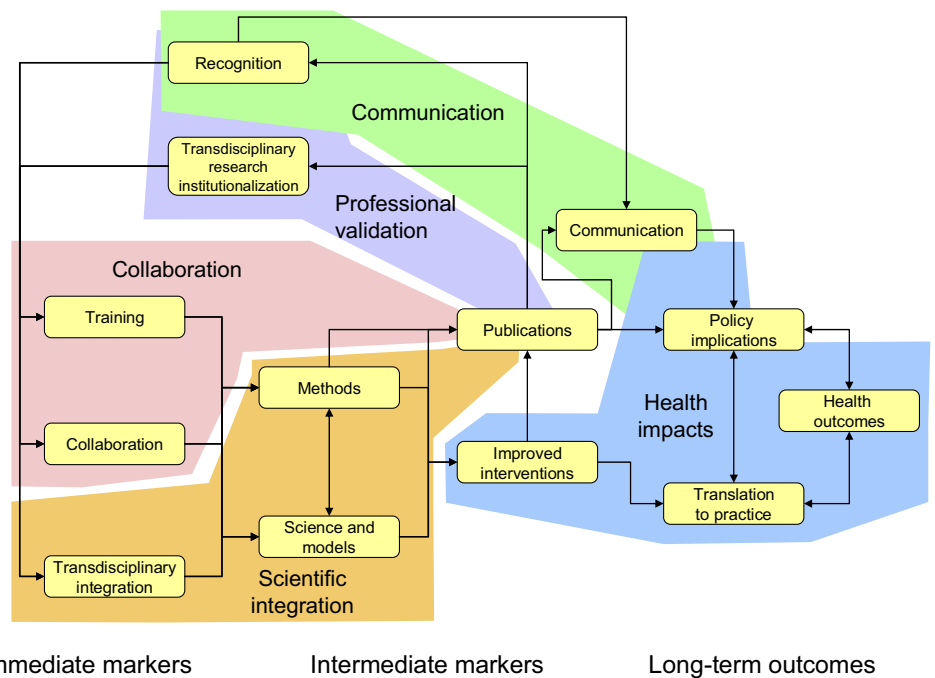
The TTURC program<sup>15</sup> is one of four large-scale, cross-disciplinary initiatives organized and funded since 1999 by the Division of Cancer Control and Population Sciences within NCI.<sup>a</sup> Currently, the total NIH investment into those four initiatives (TTURC, the Centers of Excellence in Cancer Communications Research, the Centers for Population Health and Health Disparities, and the Transdisciplinary Research on Energetics and Cancer centers) that address both basic and applied research in cancer control is approximately \$286 million.<sup>15-18,b</sup>

### Conceptual Foundations of the TTURC Initiative Evaluation Study

The TTURC initiative is rooted in Rosenfield's conceptualization of transdisciplinary scientific collaboration.<sup>19,20</sup> Rosenfield describes a continuum of collaborative research ranging from unidisciplinary and multidisciplinary to interdisciplinary and transdisciplinary approaches. According to Rosenfield, transdisciplinary collaborations (compared to multidisciplinary and interdisciplinary forms

<sup>a</sup>The first 5-year phase of the TTURC initiative was a \$70-million program funded by NCI and the National Institute of Drug Abuse (NIDA); it supported seven research centers between 1999 and 2004. The Robert Wood Johnson Foundation committed an additional \$14 million over 5 years to complement NCI's and NIDA's commitment. The TTURC initiative was renewed by NIH in 2004 and is currently in its second 5-year funding cycle.

<sup>b</sup>The \$286-million figure is expected to rise substantially as the various initiatives move into their second 5-year funding cycles.



**Figure 1.** Logic model for the TTURC evaluation that guided the development of the researcher-survey items showing inter-relationships among constructs divided into expected temporal-outcome groups

of cross-disciplinary research) lead to the development of shared conceptual frameworks that not only integrate but also transcend the individual disciplinary perspectives represented by various members of the research team. These transdisciplinary conceptual frameworks, integrating the concepts and methods drawn from multiple disciplines and analytic levels, have the greatest potential to generate truly novel scientific and societal advances—reflected, for example, in a more comprehensive understanding of nicotine-addiction processes, the development of more-powerful smoking prevention strategies, and a substantial reduction of tobacco-related disease and mortality in the population.<sup>21,22</sup>

As a basis for understanding the conceptual and empirical links among cross-disciplinary collaboration, transdisciplinary integration, and the more distal scientific achievements and health outcomes generated by the TTURC initiative, Trochim and colleagues<sup>23</sup> developed a comprehensive logic model to evaluate large initiatives (ELI). TTURC investigators, funders, and other stakeholders (staff and scientific consultants) first completed a web-based concept-mapping exercise for the purpose of deriving key constructs associated with effective transdisciplinary-team initiatives and understanding the temporal relationships among the different constructs. They later developed a researcher survey that was designed to assess key components of the ELI logic model. The logic model (Figure 1) incorporates five general clusters: collaboration, communication, professional validation, scientific integration, and

health impacts. The collaboration cluster subsumes the dimensions of training, collaboration, and transdisciplinary integration. These constructs serve as proximal, or early-stage, markers of team effectiveness during the initial phase of the TTURC initiative. To the extent that the TTURCs are effective over the course of their initial and later phases, the levels of intellectual collaboration and transdisciplinary integration will be higher at the outset, thereby prompting changes in investigators' methods and models. Those methodologic and conceptual changes, in turn, enable translations of transdisciplinary knowledge into new health promotion interventions, policy innovations, and improved health outcomes. This hypothesized sequence of changes is ultimately expected to facilitate greater recognition of the value of transdisciplinary science and the broad-based adoption or institutionalization of transdisciplinary approaches to tobacco-use research.<sup>23</sup> Operationalizing the constructs included in the ELI logic model is an important starting point for evaluating the potential benefits of transdisciplinary research and is the focus of this paper.

The findings reported below focus on two major components of the ELI logic model, namely, the collaboration and transdisciplinary-integration constructs. Although the effectiveness of collaborative teams has been studied extensively in nonscientific venues, the measures employed in those contexts often do not generalize readily to scientific settings.<sup>24-26</sup> Therefore, some major purposes of this paper are to examine the factorial validity and internal consistency of three collaboration scales and one transdisciplinary-integration scale that were developed in the context of the TTURC initiative as well as to evaluate their associations with other constructs included in the ELI logic model (Figure 1).

## Methods

### Participants

Participants consisted of all TTURC investigators (principal investigators, co-investigators, project directors, research associates, and scientists); research staff; and trainees who were identified by each center's principal investigator as eligible respondents for the researcher survey. As part of the TTURC evaluation, each principal investigator completed a center survey, which provided a quick profile of the center and the number of staff who would be eligible to complete the researcher survey. Among the seven TTURCs, there were 234 eligible respondents (N=234); 216 completed the researcher survey, for an overall 92% response rate.

### Data-Collection Protocol

The data were collected in the context of a program evaluation during the third year of the initiative. The TTURC principal investigators were primarily responsible for identifying someone who would serve as the point of contact for distributing the survey and reminding eligible respondents to complete it. The researchers and research staff were asked to complete the survey and mail it back in a self-addressed

pre-paid envelope to the data processing center. To increase compliance, the data processing center compiled on a weekly basis the total number of Researcher Surveys received by each Center. The contact person received an anonymized update on their center's response rates, as well as response rates of the other centers (anonymized as well). The contact person was asked to send reminders to their colleagues and research staff to ensure an adequate response rate to the survey. At all times, the contact person or anyone involved were never aware of who responded to the Researcher Survey. Although the PIs, researchers, and research staff were encouraged to fill out the survey, their participation was completely voluntary.

## TTURC Researcher Survey Development

The TTURC Researcher Survey is a 12-page instrument that included indices and scales that represented all the dimensions assessed by the ELI logic model (Figure 1). Concept mapping served as the basis for the ELI logic model, and also served to provide much of the initial content for developing the researcher survey. Additionally, because the concept-mapping process consisted of clustering statements into dimensions, the statements within these clusters formed the initial theoretical operationalization of the dimensions. The researcher-survey development was led by a methodology team (WTM, LCM, and SM co-authors) and was developed in collaboration with TTURC funders, TTURC researchers, and input from a consulting committee. The researcher survey went through several expert reviews and revisions, and received final approval from a consulting committee for administration to the TTURCs. Of particular interest to this paper are the sections that focused on collaboration and transdisciplinary research (see Appendixes A and B for a description of the items).

### Collaboration

The researcher survey included 23 items that assessed collaboration. All items used a 5-point, Likert-type response format. Fifteen items used the stem *Please evaluate the collaboration within your center* with the following response anchors: *inadequate, poor, satisfactory, good, and excellent*. The other eight items started with *Please rate your views about collaboration with respect to your center-related research* with the response anchors *strongly disagree, somewhat disagree, not sure, somewhat agree, and strongly agree*. It was determined a priori that the factor structure of the collaboration scale would have three correlated factors. One factor was designed to assess *satisfaction with collaboration* using eight items: *acceptance of ideas, communication, researchers' strengths, organization, resolution of conflict, working styles, outside involvement, and discipline involvement*. A second factor, designed to assess the impact of collaboration, used 6 items: *meeting productivity, products productivity, overall productivity, research productivity, quality of research, and time burden*. A final factor, designed to assess trust and respect in the collaborative context, used four items: *being comfortable in showing limits, trusting colleagues, being open to criticism, and respect*. Five of the initial collaboration items were excluded from the analyses as they did not measure the above constructs.

**Table 1.** Model fit of the confirmatory-factor analysis, testing whether the hypothesized three-factor structure fit the collaboration items ( $n=144$ )

Model	Chi-square (df), $p$ -value	RMSEA (90% CI)	SRMR	CFI/NNFI	CAIC	Residuals
Model 1	282.07 (132), <0.05	0.09 (0.07, 0.10)	0.06	0.97/0.94	352.20	-3.22 to 6.48 Some skewness
Model 2	255.01 (116), <0.05	0.09 (0.07, 0.10)	0.06	0.97/0.95	315.11	-3.22 to 6.48 Some skewness
Model 3	181.30 (114), <0.05	0.07 (0.05, 0.08)	0.05	0.99/0.96	260.82	-2.75 to 2.93 Normal
Model Comparisons	Chi-square difference	df	$p$ -value	CAIC difference		
Model 1 vs Model 2	27.06	16	>0.05	37.09		
Model 2 vs Model 3	73.98	2	>0.05	54.29		

Note: Model 1: Hypothesized three-factor structure; Model 2: hypothesized three-factor solution minus the item that assesses "time burden"; Model 3: Model 2 plus two correlated-error terms (one between Items 7 and 8, and a second between Items 12 and 13)  
CAIC, corrected Akaike's information criterion; CFI, comparative fit index; NNFI, non-normed fit index; RMSEA, root mean square residuals; SRMR, standardized root mean square residuals

### Transdisciplinary Integration

The researcher survey had 15 items that measured attitudes about transdisciplinary research. Respondents were asked to indicate their attitudes about transdisciplinary research and to provide interpretations based on their understanding or perception of transdisciplinary research. All items used a 5-point, Likert-type format with the response options *strongly agree*, *somewhat agree*, *not sure*, *somewhat disagree*, and *strongly disagree*. It was determined a priori that the items likely measured one factor that assessed transdisciplinary integration.

### ELI Intermediate Markers of Progress Toward Collaboration and Transdisciplinary Integration

Although the researcher survey included a number of indexes that corresponded to the ELI logic model (Figure 1), only four of the indexes (methods, science and models, improved interventions, and publications) were used here. These were seen as intermediate markers of progress within the centers. It should be noted that for these constructs, index measures were created. Overall, these indexes measured how much progress had been achieved by the TTURCs in these areas. The methods index was computed by averaging 7 items (e.g., development or refinement of methods for gathering data); 17 items were averaged for the sciences-and-models index (e.g., understanding multiple determinants of the stages of nicotine addiction); 12 items were averaged to measure improved interventions (e.g., progress in pharmacologic interventions); and, finally, the publications index was the sum of submitted and published articles and abstracts.

### Data Analysis

**Factor structure.** All negatively worded items were reverse-coded for the analyses. Confirmatory-factor analyses, using the LISREL 8.8 software, served to validate the a priori-factor structure of the collaboration and transdisciplinary-integration scales. Parameter estimates were obtained using the maximum-likelihood method of estimation. As there are no agreed-upon standards for determining model fit, the criteria established by Hu and Bentler<sup>27</sup> for evaluating fit were followed. The chi-square goodness-of-fit test served to determine the overall fit of the factor structure, with a  $p$ -value <0.15 indicating that the residuals were no longer significant—hence, a good fit. Given that the chi-square is highly affected by sample size and the

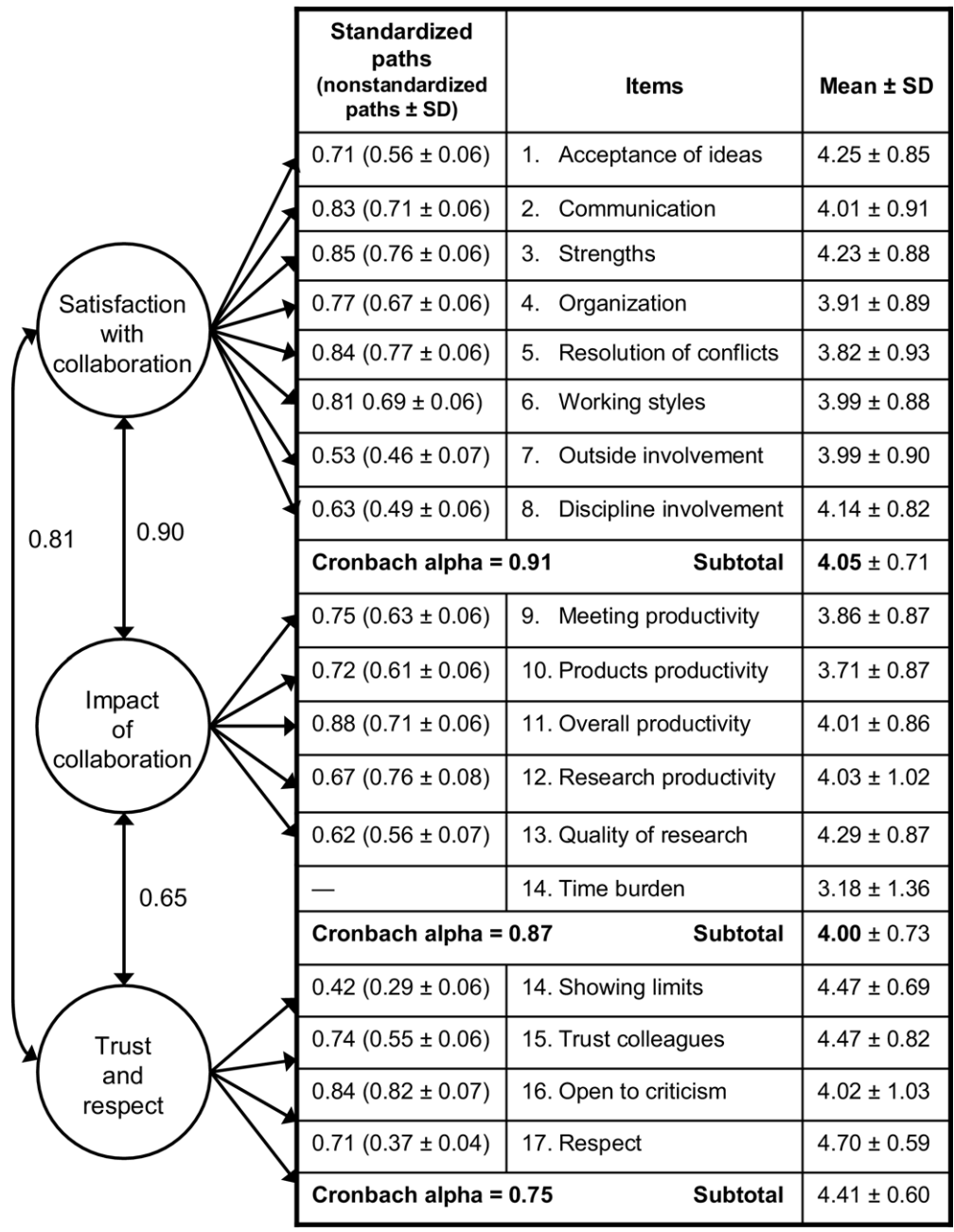
distributional properties of the items, other fit indexes were evaluated. Steiger's root mean square root error of approximation (RMSEA) was evaluated, with a value of 0.05 and an upper CI <0.08 indicating a good fit. The standardized root mean square residuals (SRMR) was evaluated, and a value of 0.05 represented a good fit. Both the comparative fit index (CFI) and the non-normed fit index (NNFI) were evaluated. These indexes compare the fit of the model to a baseline model with values bounded between 0 and 1. For both the CFI and NNFI, a value >0.95 is indicative of a good fit. Finally, the distribution of the standardized residuals was evaluated to assess overall model fit, where normally distributed standardized residuals ranging from -3.0 to 3.0 indicate a good fit. Any posthoc model modifications consisted of evaluating the modification indexes and determining whether the suggested change was theoretically defensible. If the revised model was nested within the original structure, a chi-square test of differences was computed to determine if the new model significantly improved the fit of the data.

Finally, the corrected Akaike's information criteria (CAIC) served to compare the fit of different models while accounting for the number of parameters estimated in the model; a lower CAIC was indicative of a better fit. Standardized factor loadings ranged from -1.00 to 1.00, and a value of <0.30 was used to assess items that loaded poorly on the hypothesized factor.

**Relationship with ELI outcomes.** It was hypothesized that the collaboration and the transdisciplinary-integration scales would be significantly correlated with select intermediate markers on the ELI logic model (methods, science and models, improved interventions, and publications). To assess these bivariate relationships, the potential clustering effect of the center was accounted for by first regressing each scale on the center (coded as a set of dummy variables) and then computing a Pearson product moment correlation between the resulting residuals.

**Group differences.** Finally, one-way ANOVAs were computed for each scale to examine if differences existed on these scales by respondent's role and by center, using the general linear model procedure in SAS to take into account the nested structure of the data. Posthoc analyses were conducted (as appropriate) using the least-significant-differences method. Although some differences were expected, these analyses were mainly exploratory. All analyses used a  $p$ -value <0.05 to determine significance.





Error terms between items 7 and 8 (0.36) as well as items 12 and 13 (0.25) are correlated.

Figure 2. Factor structure of the collaboration scales

**Internal consistency.** The SPSS reliability subroutine was used to compute internal consistency (Cronbach's coefficient  $\alpha$ ) for the collaboration and transdisciplinary-integration scales. Using the lower-bound criteria for internal consistency, a Cronbach's  $\alpha$  of at least 0.70 was considered adequate.<sup>28</sup>

**Results**  
**Demographic Information**

Of the valid responses ( $n=202$ ), 50% of the respondents ( $n=101$ ) indicated that they had been with their center for  $\geq 2$  years, and 66.3% reported having worked  $< 40$  hours per

week on TTURC-related efforts. The largest percentage of respondents ( $n=100$ ) characterized their research role in the Center as investigator (49.3%), while others indicated their role as professional staff (25.1%); student (16.3%); and other (9.4%).

Respondents were asked to report their primary, secondary, and tertiary disciplinary affiliations. The most commonly reported disciplinary affiliations were psychology ( $n=88$ ); public health ( $n=50$ ); and behavioral medicine ( $n=44$ ). Respondents also reported considerable collaboration with new disciplines in association with their TTURC-related efforts. While 76.9% ( $n=166$ ) of the respondents had collaborated with at least one new discipline over the past year, 62.5% ( $n=135$ ) reported collaborating with two or more new disciplines. The most-frequently mentioned new disciplines with which researchers reported collaborating included genetics (27.3%); public health (26.9%); communications (24.5%); epidemiology (22.7%); and biostatistics (20.8%), reflecting a broad spectrum of disciplines from the biological sciences to population health.

**Factorial Validity of the Collaboration Scales**

The confirmatory-factor analysis results for the collaboration scales are summarized in Table 1. The results showed that the a priori three-factor structure did not fit the data very well (the RMSEA, SRMR, and residuals were high). The results suggested that Item 14, *time burden (collaboration has posed a significant time burden in your research)*, did not load on the factor that assessed the impact of collaboration. Of the 18 items, this was the only item that was negatively worded. Given that the

**Table 2.** Model fit of the confirmatory-factor analysis, testing whether the hypothesized one-factor structure fit the transdisciplinary items ( $n=172$ )

Model	Chi-square (df), $p$ -value	RMSEA (90% CI)	SRMR	CFI/NNFI	CAIC	Residuals
Model 1	222.67 (90), <0.05	0.10 (0.08, 0.11)	0.07	0.96/0.93	294.42	-3.13 to 6.11 Skewed
Model 2	182.61 (89), <0.05	0.08 (0.07, 0.10)	0.07	0.97/0.94	378.59	-2.87 to 4.57 Some skewness
Model 3	137.76 (86), <0.05	0.06 (0.04, 0.08)	0.05	0.98/0.98	346.77	-2.74 to 3.09 Normal
Model comparisons	Chi-square difference	df	$p$ -value	CAIC difference		
Model 1 vs Model 2	40.06	1	>0.05	84.17		
Model 2 vs Model 3	44.85	3	>0.05	31.82		

Note: Model 1: Hypothesized three-factor structure; Model 2: hypothesized three-factor solution minus the item that assesses "time burden"; Model 3: Model 2 plus two correlated-error terms (one between Items 7 and 8, and a second between Items 12 and 13)  
CAIC, corrected Akaike's information criterion; CFI, comparative fit index; NNFI, non-normed fit index; RMSEA, root mean square residuals; SRMR, standardized root mean square residuals

factor loading was extremely low (0.01), the solution was run without this item (Model 2). As shown in Table 1, the fit of Model 2 significantly improved compared to Model 1, but the solution remained inadequate (the RMSEA, SRMR, and residuals were high). Examination of the modification indexes revealed a weakness in the factor structure, suggesting the addition of two correlated-error terms to Model 2. A correlation between Items 7, *outside involvement*, and Item 8, *discipline involvement*, was added, as well as a correlation between Item 12, *research productivity*, and Item 13, *quality of research*.

It should be noted that adding these correlations suggests that the solution does not account for all of the correlations that exist among these four items. To address this issue, Model 3 added these two extra correlations (Table 1), which resulted in an adequate fit as well as a significant improvement in the fit of the model. The final three-factor solution is presented in Figure 2. The factor loadings (standardized paths) ranged from 0.42 on Item 15, *showing limits*, to a high of 0.88 on Item 11, *overall productivity*. Correlations among the factors were moderately high (the correlation between *impact of collaboration* and *trust and respect* was 0.65) to high (the correlation between *satisfaction with collaboration* and *impact of collaboration* was 0.90, and between *satisfaction with collaboration* and *trust and respect* was 0.81). Cronbach's  $\alpha$  for each scale was adequate: 0.91 for *satisfaction with collaboration*, 0.87 for *impact of collabora-*

*tion*, and 0.75 for *trust and respect*. Item and subscale means were high; on the 1- to 5-point Likert scale, the means were (in general) closer to the 4-point—indicative of overall satisfaction with the collaborative process. Overall item means and scale means were high, indicating satisfaction in these areas.

### Factorial Validity of the Transdisciplinary-Integration Scale

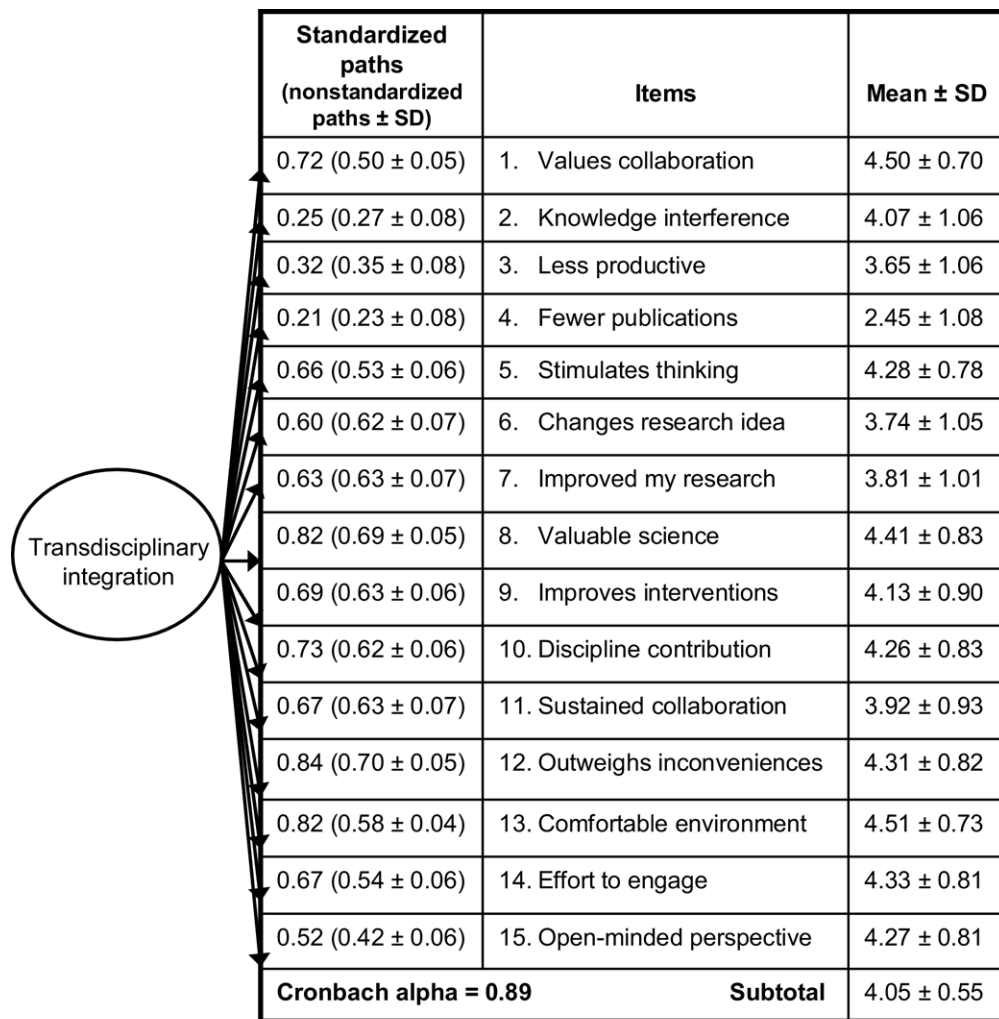
The confirmatory-factor-analysis results of the transdisciplinary-integration scale are summarized in Table 2. The results showed that the hypothesized one-factor structure for the transdisciplinary items did not fit very well (inadequate RMSEA, SRMR, and standardized residuals). Examination of the modification indexes suggested that the correlation between two items (Item 6, *changes my research ideas*, and Item 7, *improved my research*) was not well-explained by the solution. Given that the content of these two items was related, a correlated-error term was added to the model (Model 2). Adding this correlated-error term significantly improved the fit of the model, but the solution remained inadequate (high RMSEA, SRMR, and standardized residuals). Re-examination of the modification indexes revealed that the correlations among all the negatively worded items (Items 2, 3, and 4) remained high.

**Table 3.** Pearson product moment correlations among the collaboration and transdisciplinary-integration scales with intermediate markers and long-term outcomes

	Methods ( $n=179$ ) <sup>a</sup>	Science and models ( $n=183$ ) <sup>a</sup>	Improved interventions ( $n=164$ ) <sup>a</sup>	Publications ( $n=128$ ) <sup>a</sup>
Satisfaction with collaboration	0.37**	0.48**	0.25**	0.18
Impact of collaboration	0.44**	0.52**	0.37**	0.10
Trust and respect	0.33**	0.40**	0.18*	0.04
Transdisciplinary integration	0.42**	0.38**	0.34**	0.03

<sup>a</sup>Note that the sample size varied slightly due to missing data.

\* $p < 0.05$ ; \*\* $p < 0.001$



Error terms between items 6 and 7 (0.29) as well as items 2 and 3 (0.32), 2 and 4 (0.25), and 3 and 4 (0.30) are correlated.

**Figure 3.** Factor structure of the transdisciplinary-integration scales

To remedy this, a new model was fitted that included extra correlated-errors terms among all negatively worded items (Model 3), and resulted in an adequate fit and significant improvement in the fit of the model. As shown in the final solution (Figure 3), the factor loadings (standardized paths) for the negatively worded items (Item 2, *knowledge interference*, Item 3, *less productive*, and Item 4, *fewer publications*) were borderline adequate (>0.30) to inadequate (<0.30), indicating that although the overall fit of the model was improved by the addition of a correlated-error term among these items, these items remained poor indicators of transdisciplinary integration.

### Associations with ELI Outcomes

Table 3 summarizes the associations for the collaboration and transdisciplinary-integration scales with select intermediate ELI outcomes. The results showed that the three scales

for collaboration and the transdisciplinary-integration were significantly correlated with the following ELI outcomes: methods, science and models, and interventions.

### Group Differences

Table 4 presents collaboration and transdisciplinary-integration scales by respondent's role and by center. The analyses revealed significant between-group differences by respondent's role for the trust-and-respect collaboration scale only ( $F=3.47$  [ $df=3, 183$ ],  $p<0.05$ ) and revealed no significant differences for the other collaboration scales and the transdisciplinary-integration scale by respondent's role. Posthoc comparisons revealed that on the trust-and-respect factor, investigators' scores were significantly higher than those of "other" research staff ( $p<0.05$ ), and students' scores were significantly higher than the scores of both the professional support staff scores ( $p<0.05$ ) and the "other" research staff ( $p<0.05$ ).

Finally, the results comparing differences by center revealed significant between-center differences for all the collaboration factors: *satisfaction with collaboration* ( $F=9.42$  [ $df=6, 171$ ],  $p<0.05$ ); *impact on collaboration* ( $F=7.87$  [ $df=6, 170$ ];  $p<0.05$ ); *trust and respect* ( $F=3.37$  [ $df=6, 191$ ],  $p<0.05$ ); the collaboration total score ( $F=8.75$  [ $df=6, 174$ ],  $p<0.05$ ); and the transdisciplinary-integration scale ( $F=2.87$  [ $df=6, 198$ ],  $p<0.05$ ). Posthoc results are available upon request and are not reported here, as the anonymity of the data precludes any meaningful interpretation; however, the results are presented to demonstrate the power of these scales to detect differences among centers.

### Discussion

The purpose of this paper was to examine the psychometric properties of scales that measure collaboration

**Table 4.** Means and SEs for the collaboration and transdisciplinary-integration scales and subscale scores by respondent's role and by center

	Center										
	I n=100	PSS n=47	S n=34	O n=19	1 n=22	2 n=49	3 n=35	4 n=17	5 n=28	6 n=20	7 n=34
<b>Satisfaction with collaboration</b>	4.11 (0.07)	4.05 (0.11)	4.17 (0.12)	3.66 (0.18)	4.47 (0.14)	3.70 (0.10)	3.84 (0.11)	4.44 (0.16)	4.43 (0.12)	3.45 (0.65)	4.22 (0.11)
<b>Impact of collaboration</b>	3.96 (0.07)	4.11 (0.12)	4.12 (0.12)	4.05 (0.20)	4.53 (0.15)	3.57 (0.11)	3.88 (0.12)	4.09 (0.16)	4.44 (0.13)	3.61 (0.76)	4.05 (0.11)
<b>Trust and respect</b>	4.47 (0.06)	4.38 (0.09)	4.64 (0.10)	4.12 (0.13)	4.59 (0.12)	4.15 (0.09)	4.27 (0.10)	4.57 (0.14)	4.60 (0.11)	4.36 (0.46)	4.58 (0.10)
<b>Transdisciplinary integration</b>	3.95 (0.06)	4.20 (0.09)	4.10 (0.09)	4.19 (0.13)	4.15 (0.12)	3.84 (0.08)	4.12 (0.09)	3.96 (0.13)	4.28 (0.10)	3.87 (0.55)	4.16 (0.09)

Note: Scale scores range from 1 (low endorsement) to 5 (high endorsement of the construct).

I, investigator; O, other; PSS, professional support staff; S, student

and transdisciplinary integration in the context of team science. Overall, the hypothesized factor structures—with some minor modifications—were validated. A total of four scales were developed, and measured the following: perceived satisfaction with collaboration, the impact of collaboration on the research process, trust and respect in a collaborative setting, and transdisciplinary integration. All scales were found to have adequate internal consistency (i.e., Cronbach  $\alpha$ 's were all  $>0.70$ ); to be correlated with most intermediate markers of ELI; and to show some ability to detect some group differences.

One of the key findings from this study is that the hypothesized factors were verified, with minor modifications (i.e., correlated-error terms were added to these solutions). Having some correlated-error terms suggests that there might be some redundancies among these items that might be important to re-examine in future administrations (e.g., collaboration Item 7, *involvement of collaborators from outside the center*, and Item 8, *involvement of collaborators from diverse disciplines*). However, it is important to note that the negatively worded items on both scales created some problems: not loading on the scale or creating spurious correlated-error terms. It is well-known that having a subset of negatively worded items leads to a methodologic artifact—either having an extraneous factor or having correlated-error terms among all negatively worded items (as observed in this paper).<sup>29</sup> Certainly the presence of such methodologic artifacts calls into question the common measurement practice of mixing positively and negatively worded items in the scale.<sup>29</sup> Because these items address an important area, they were maintained to maximize the content validity of the scale. It should be noted that the internal consistency of the scale was not adversely affected by keeping the negatively worded items in the scale.

Associations among the scales with intermediate markers of progress were presented to further evaluate the construct validity of these scales. These results suggest that those who perceived higher levels of satisfaction with collaboration and those who had an overall positive view of transdisciplinary integration also perceived that their center was making good progress in creating new methods, new science and models, and new interventions. The lack of association with the publications index is not unexpected, as cross-sectional associations were examined in Year 3 of the initiative, and the number of publications is expected to be limited at this early stage of the transdisciplinary effort. In fact, the results found a restricted range of publications (0–6 total) for the initiative.

It has been suggested that empirical efforts to link specific facets of team-based science (e.g., processes of cross-disciplinary collaboration and intellectual integration generated through center-based working groups, retreats, and training programs) with more tangible



scientific and societal outcomes may require longitudinal studies that extend over 1 or more decades.<sup>30</sup> Team science initiatives are structurally complex, and several years are required to establish and coordinate the efforts of multiple investigators and trainees working within and across several (often geographically dispersed) centers.<sup>10</sup> Therefore, the results reported here must be supplemented in future years by longer-term investigations that track the scientific and societal contributions of team initiatives sustained over 1 or more decades; and must incorporate comparison groups comprising individuals or small groups of scholars working on similar scientific questions—but from outside the framework of “big science.”

In closing, it should be noted that this study was limited in its ability to examine the predictive validity of these scales, as only cross-sectional data were available. Furthermore, the stability (test–retest reliability) of these scales was not assessed. Therefore, much more work is needed to further assess the utility of these scales for detecting changes over time (e.g., in the collaborative effectiveness and productivity of transdisciplinary centers); for detecting stability; and for elucidating the pathways by which team science initiatives generate longer-term impacts on scientific progress and population health as suggested by the ELI logic model. Another potential limitation of this study was that TTURC researchers may have reacted to the demand characteristics of the study by both responding in a manner that would make them appear to be working in more of a transdisciplinary manner and responding in a positive way to this type of collaborative work, especially given the financial incentive of TTURC initiatives. Nonetheless, with these caveats, this paper provides valid tools that can be utilized to examine the underlying processes of team science—an important initial step toward advancing the science-of-team-science field.

---

No financial disclosures were reported by the authors of this paper.

---

## References

1. Esparza J, Yamada T. The discovery value of “Big Science.” *J Exp Med* 2007;204:701–4.
2. Committee on Facilitating Interdisciplinary Research, National Academy of Sciences, National Academy of Engineering, Institute of Medicine. Facilitating interdisciplinary research. Washington DC: The National Academies Press, 2005. [www.nap.edu/catalog.php?record\\_id=11153#toc](http://www.nap.edu/catalog.php?record_id=11153#toc).
3. Stokols D, Hall KL, Taylor BK, Moser RP. The science of team science: overview of the field and introduction to the supplement. *Am J Prev Med* 2008;35(2S):S77–S89.
4. Wuchty S, Jones BF, Uzzi B. The increasing dominance of teams in production of knowledge. *Science* 2007;316:1036–9. doi:10.1126/science.1136099.
5. Kessel FS, Rosenfield PL, Anderson NB, eds. Expanding the boundaries of health and social science: case studies in interdisciplinary innovation. New York: Oxford University Press, 2003.
6. Klein JT. Crossing boundaries: knowledge, disciplinarity, and interdisciplinarity. Charlottesville VA: University of Virginia Press, 1996.
7. Stokols D. Toward a science of transdisciplinary action research. *Am J Community Psychol* 2006;38:63–77.
8. Marks AR. Rescuing the NIH before it is too late. *J Clin Invest* 2006;116:844.
9. NIH. NIH Roadmap for medical research: interdisciplinary research. 2003. [nihroadmap.nih.gov/interdisciplinary/index.asp](http://nihroadmap.nih.gov/interdisciplinary/index.asp).
10. Stokols D, Fuqua J, Gress J, et al. Evaluating transdisciplinary science. *Nicotine Tob Res* 2003;5(1S):S21–S39.
11. Weissmann G. Roadmaps, translational research, and childish curiosity. *FASEB J* 2005;19:1761–2.
12. Klein JT. Evaluation of interdisciplinary and transdisciplinary research: a literature review. *Am J Prev Med* 2008;35(2S):S116–S123.
13. Rhoten D, Parker A. Education: risks and rewards of an interdisciplinary research path. *Science* 2004;306:2046.
14. Stokols D, Harvey R, Gress J, Fuqua J, Phillips K. In vivo studies of transdisciplinary scientific collaboration: lessons learned and implications for active living research. *Am J Prev Med* 2005;28(2S2):202–13.
15. National Cancer Institute. Transdisciplinary tobacco use research centers. 2006. [dcccps.nci.nih.gov/terb/ttunc/](http://dcccps.nci.nih.gov/terb/ttunc/).
16. National Cancer Institute. Transdisciplinary research on energetics and cancer. 2006. <https://www.compass.fhcrc.org/trec/>.
17. National Cancer Institute. Health communication and informatics research: NCI centers of excellence in cancer communications research. 2006. [cancercontrol.cancer.gov/hcirb/ceccr/](http://cancercontrol.cancer.gov/hcirb/ceccr/).
18. National Cancer Institute. Centers for population health and health disparities. 2006. [cancercontrol.cancer.gov/populationhealthcenters/](http://cancercontrol.cancer.gov/populationhealthcenters/).
19. Kessel F, Rosenfield PL, Anderson NB, eds. Interdisciplinary research: case studies from health and social science. New York: Oxford University Press, 2008.
20. Rosenfield PL. The potential of transdisciplinary research for sustaining and extending linkages between the health and social sciences. *Soc Sci Med* 1992;35:1343–57.
21. National Center for Health Statistics. Deaths, percent of total deaths, and death rates for the 15 leading causes of death: U.S. and each state, 2003. 2006. [www.cdc.gov/nchs/data/dvs/lcwk9\\_2003.pdf](http://www.cdc.gov/nchs/data/dvs/lcwk9_2003.pdf).
22. WHO. WHO smoking statistics. 2003. [www.wpro.who.int/media\\_centre/fact\\_sheets/fs\\_20020528.htm](http://www.wpro.who.int/media_centre/fact_sheets/fs_20020528.htm).
23. Trochim WM, Marcus SE, Mâsse LC, Moser RP, Weld PC. The evaluation of large research initiatives: a participatory integrated mixed-methods approach. *Am J Eval* 2008;29:8–28.
24. Gray B. Collaborating: finding common ground for multiparty problems. San Francisco: Jossey-Bass Publishers, 1989.
25. Gray B. Cross-sectoral partners: collaborative alliances among business, government, and communities. In: Huxham C, ed. Creating collaborative advantage. London: Sage Publications, 1996.
26. Stokols D, Misra S, Moser RP, Hall KL, Taylor BK. The ecology of team science: understanding contextual influences on transdisciplinary collaboration. *Am J Prev Med* 2008;35(2S):S96–S115.
27. Hu L, Bentler PM. Evaluating model fit. In: Hoyle RH, ed. Structural equation modeling: concepts, issues, and applications. Thousand Oaks CA: Sage Publications, 1995.
28. Nunnally J, Bernstein I. Psychometric theory. 3rd ed. New York: McGraw-Hill, 1994.
29. Marsh HW. Positive and negative global self-esteem: a substantially meaningful distinction or artifactors? *J Pers Soc Psychol* 1996;70:810–9.
30. Abrams DB, Leslie FM, Mermelstein R, Kobus K, Clayton RR. Transdisciplinary tobacco use research. *Nicotine Tob Res* 2003;5(1S):S5–S10.

---

**Appendix A: List of collaboration items**

---

<b>Item (short description)</b>	<b>Stem employed in the researcher survey</b>
<b>Satisfaction with collaboration: Items 1–8</b>	
1. Acceptance of ideas	<i>Acceptance of new ideas</i>
2. Communication	<i>Communication among collaborator</i>
3. Strengths	<i>Ability to capitalize on the strengths of different researchers</i>
4. Organization	<i>Organization or structure of collaborative teams</i>
5. Conflict resolution	<i>Resolution of conflicts among collaborators</i>
6. Working styles	<i>Ability to accommodate different working styles of collaborators</i>
7. Outside involvement	<i>Involvement of collaborators from outside the center</i>
8. Discipline involvement	<i>Involvement of collaborators from diverse disciplines</i>
<b>Impact of collaboration: Items 9–14</b>	
9. Meeting productivity	<i>Productivity of collaboration meetings</i>
10. Products productivity	<i>Productivity in developing new products (e.g., papers, proposals, courses)</i>
11. Overall productivity	<i>Overall productivity of collaboration</i>
12. Research productivity	<i>In general, collaboration has improved your research productivity.</i>
13. Quality research	<i>In general, collaboration has improved the quality of your research.</i>
14. Time burden	<i>Collaboration has posed a significant time burden in your research.</i>
<b>Trust and respect: Items 15–18</b>	
15. Showing limits	<i>You are comfortable showing limits or gaps in your knowledge to those with whom you collaborate.</i>
16. Trust colleagues	<i>In general, you feel that you can trust the colleagues with whom you collaborate.</i>
17. Open to criticism	<i>In general, you find that your collaborators are open to criticism.</i>
18. Respect	<i>In general, you respect your collaborators.</i>

*Note:* Items 1–11 asked respondents to Please evaluate the collaboration within your center by indicating if the collaboration is (1) inadequate, (2) poor, (3) satisfactory, (4) good, or (5) excellent. Items 12–18 asked respondents to Please rate your views about collaboration with respect to your center-related research by indicating if you (1) strongly disagree, (2) somewhat agree, (3) not sure, (4) somewhat agree, or (5) strongly agree with the statement.

---

**Appendix B: List of transdisciplinary integration items**

---

<b>Item (short description)</b>	<b>Stem employed in the researcher survey</b>
1. Value collaboration	<i>I would describe myself as someone who strongly values transdisciplinary collaboration.</i>
2. Knowledge interference	<i>Transdisciplinary research interferes with my ability to maintain knowledge in my primary area.</i>
3. Less productive	<i>I tend to be more productive working on my own rather than working as a member of a transdisciplinary research team.</i>
4. Fewer publications	<i>In a transdisciplinary research group, it takes more time to produce a research article.</i>
5. Stimulates thinking	<i>Transdisciplinary research stimulates me to change my thinking.</i>
6. Changes research ideas	<i>I have changed the way I pursue a research idea because of my involvement in transdisciplinary research.</i>
7. Improved my research	<i>Transdisciplinary research has improved how I conduct research.</i>
8. Valuable science	<i>I am optimistic that transdisciplinary research among TTURC participants will lead to valuable scientific outcomes that would not have occurred without that kind of collaboration.</i>
9. Improves interventions	<i>Participating in a transdisciplinary team improves the interventions that are developed.</i>
10. Discipline contribution	<i>Because of my involvement in transdisciplinary research, I have an increased understanding of what my own discipline brings to others.</i>
11. Sustained collaboration	<i>My transdisciplinary collaborations are sustainable over the long haul.</i>
12. Outweighs inconveniences	<i>Generally speaking, I believe that the benefits of transdisciplinary scientific research outweigh the inconveniences and costs of such work.</i>
13. Comfortable environment	<i>I am comfortable working in a transdisciplinary environment.</i>
14. Effort to engage	<i>Overall, I am pleased with the effort I have made to engage in transdisciplinary research.</i>
15. Open-minded perspective	<i>TTURC members as a group are open-minded about considering research perspectives from fields other than their own.</i>

For all items, respondents were asked to Please rate the following attitudes about transdisciplinary research by indicating if you (1) strongly disagree, (2) somewhat agree, (3) not sure, (4) somewhat agree, or (5) strongly agree with the statement.